

The August 2014 Torrential Rain Disaster:
in the early dawn hours of August 20, 2014, a torrential rain disaster claimed the lives of 77 (includes deaths related to the disaster) in areas such as Asaminami Ward of Hiroshima City.
In addition, 179 homes were completely destroyed and 1,079 roads, bridges, and river embankments were damaged.



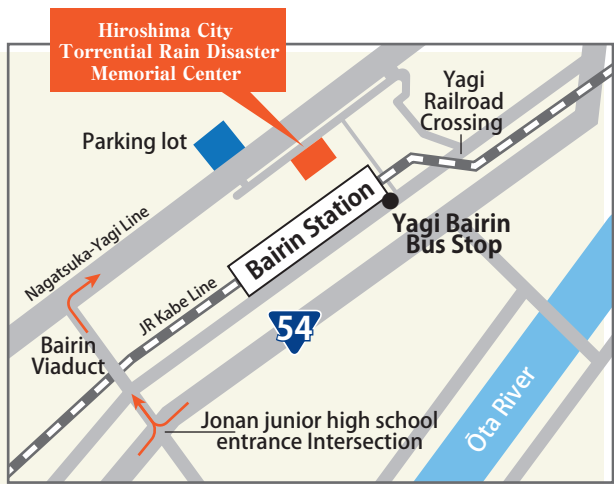
Please make reservations for group tours.

Consult with us in advance
about the content and time allocation.

Examples of Visits and Training

- Guidance (overview of the disaster, process of reconstruction, etc.) ... 20 min.
- Viewing of the exhibition on the 2nd floor 20 min.
- Guided tour of the exhibition on the 2nd floor 30 min.
- Guided tour of the museum 30 min.
- ★ Guided tours of the affected areas 30-120 min.
- ★ Various types of training 45 min. ~

※ : The content of the ★ must be discussed in advance.



Directions

- By car
approx. 12 minutes from Hiroshima Interchange on the Sanyō Expressway. Parking available. Buses will need to make reservations in advance.
- By public transportation
JR: approx. 7 minute walk from Bairin Station on the Kabe Line (about 550 meters)
Bus: approx. 7 minute walk from the Yagi Bairin Bus Stop (about 550 meters)
- By taxi
approx. 12 minutes from Midorii Station on the Kabe Line.

NIPPON Disaster Prevention Asset
Superiority Certification



In May 2024, the Cabinet Office and the Ministry of Land, Infrastructure, Transport and Tourism established a system to certify facilities that provide easy-to-understand information on disasters and activities to pass on lessons learned from disasters as "NIPPON Disaster Reduction Assets".

Received 2023 Zenken Award
from Japan Construction Engineers' Association

Hiroshima City Torrential Rain Disaster
Memorial Center

Address	3-24-23 Yagi, Asaminami-ward, Hiroshima 731-0101		
Tel	082-832-0091	FAX	082-832-0095
Hours	10:00~17:00	Mail	info@bairin-cr.jp
Closed	Mondays, weekday immediately following a national holiday (except if that day is another national holiday), August 6, New Year holiday		

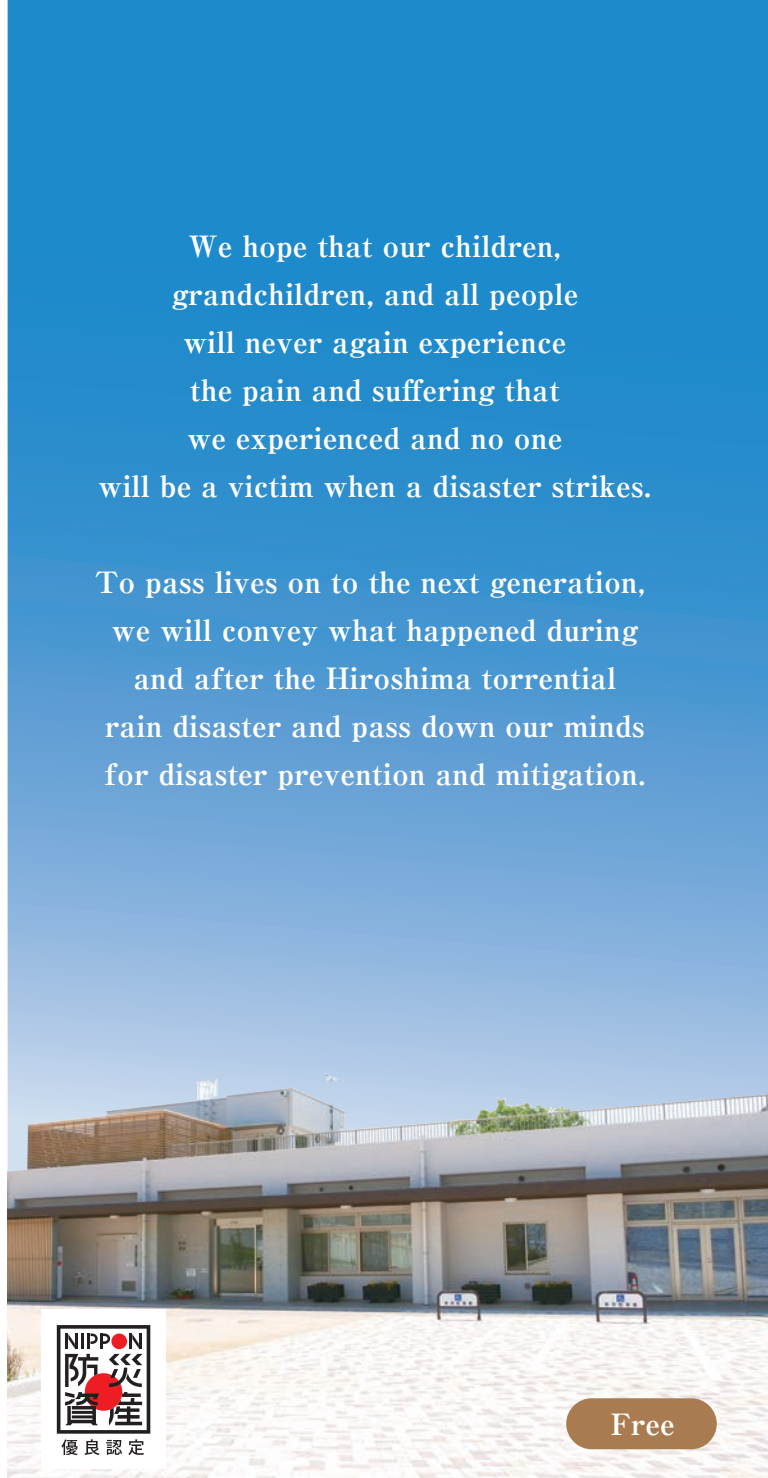
URL: <https://trdmc.jp>



HP



©2014.8.20



We hope that our children,
grandchildren, and all people
will never again experience
the pain and suffering that
we experienced and no one
will be a victim when a disaster strikes.

To pass lives on to the next generation,
we will convey what happened during
and after the Hiroshima torrential
rain disaster and pass down our minds
for disaster prevention and mitigation.



Free

Hiroshima City Torrential Rain Disaster
Memorial Center

Visual Exhibits

Observe Exhibition space

- Guidance videos including CG of debris flow
- The entire scope of the disaster (records of the disaster and more than 2,000 photographs of the disaster)
- Recovery and reconstruction efforts
- Mechanism of disaster (how disaster happen)
- The road to reconstruction

Exhibits ▶



▲ Exhibits



◀ videos of survivors

Story-tellers

Listen to the storytellers

- Video interviews with survivors and exhibits
- Listening to the storytellers in-person
- Stories, videos, and images of survivors

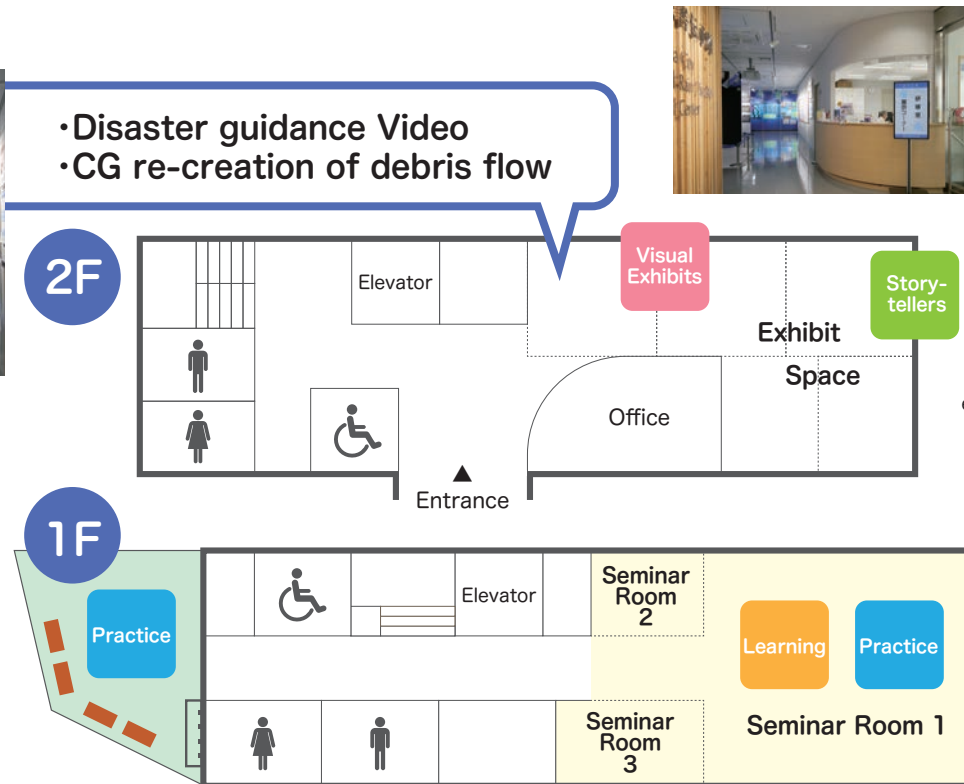
Message

About the Hiroshima City Torrential Rain Disaster Memorial Center

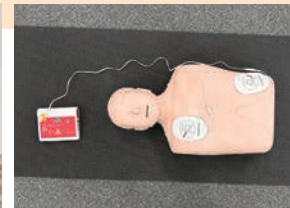
Note : this center serves as an evacuation facility in times of disaster.

- ① Raising awareness of disaster prevention and mitigation.
Storytelling from "Hiroshima Torrential Rain Disaster".
- ② Conduct systematic and academic disaster prevention education and training.
Acquire disaster prevention and mitigation skills.
- ③ Building and coordinating Disaster Area Network.
Sharing lessons learned, knowledge and skill from disaster stricken area.
Supporting recovery and reconstruction efforts that only disaster victims can provide.

- Disaster guidance Video
- CG re-creation of debris flow



Disaster prevention equipment warehouse



▲ AED training equipment



▶ Park (Emergency evacuation site)

▶ Emergency grill which usually used as a bench



▲ Seminar Room 1



▶ Seminar Room 3

Can accommodate up to 120 people by removing the partition



Practice

Disaster Prevention Learning

- Emergency cooing training using emergency grill which usually used as a bench in the park.
- Tour of disaster sites and debris dam facility